

## Description

Precision bimetallic- thermometer in a case with bayonet bezel.  
Execution vertical according to DIN EN 13190

## Accuracy

Class 1 according to DIN EN 13190

## Temperature range

Scale ranges according to DIN EN 13190 see backpage  
(special scale ranges upon request)

## Case

Case with bayonet bezel stainless steel 1.4301 / AISI304  
Ingress protection IP 65 according to IEC 529  
Instrument glass window  
Nominal sizes 63, 80, 100, 160 mm

## Pointer and dial

Aluminium dial varnished white / black lettering  
Aluminium pointer varnished black

## Process connection

Plain stem  
Wetted parts of stainless steel 1.4571 / AISI316Ti

## Standard options

- Oil- fillings for damping (250 °C scale range max.)
- Maximum- and marking pointer

## Additional options (upon request)

- Safety glass or polycarbonate window
- Dual scales °C/°F, customer specific scales
- Special materials for wetted parts



## Suggestions for installation of thermometers with plain stem

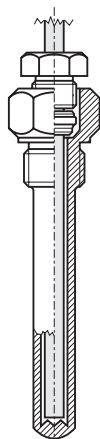
For further installation possibilities see chapter **protection tubes**

### Protection tube

with integrated  
compression  
fitting

according to  
datasheet :

15.10  
16.10

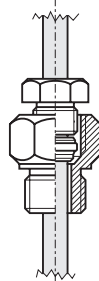


### Compression fitting

screw-in  
type

according to  
datasheet :

18.10

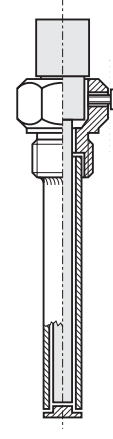


### Protection tube

with lateral  
attachment  
screw

according to  
datasheet :

16.16

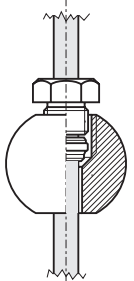


### Compression fitting

weld-in type  
for flexible  
position

according to  
datasheet :

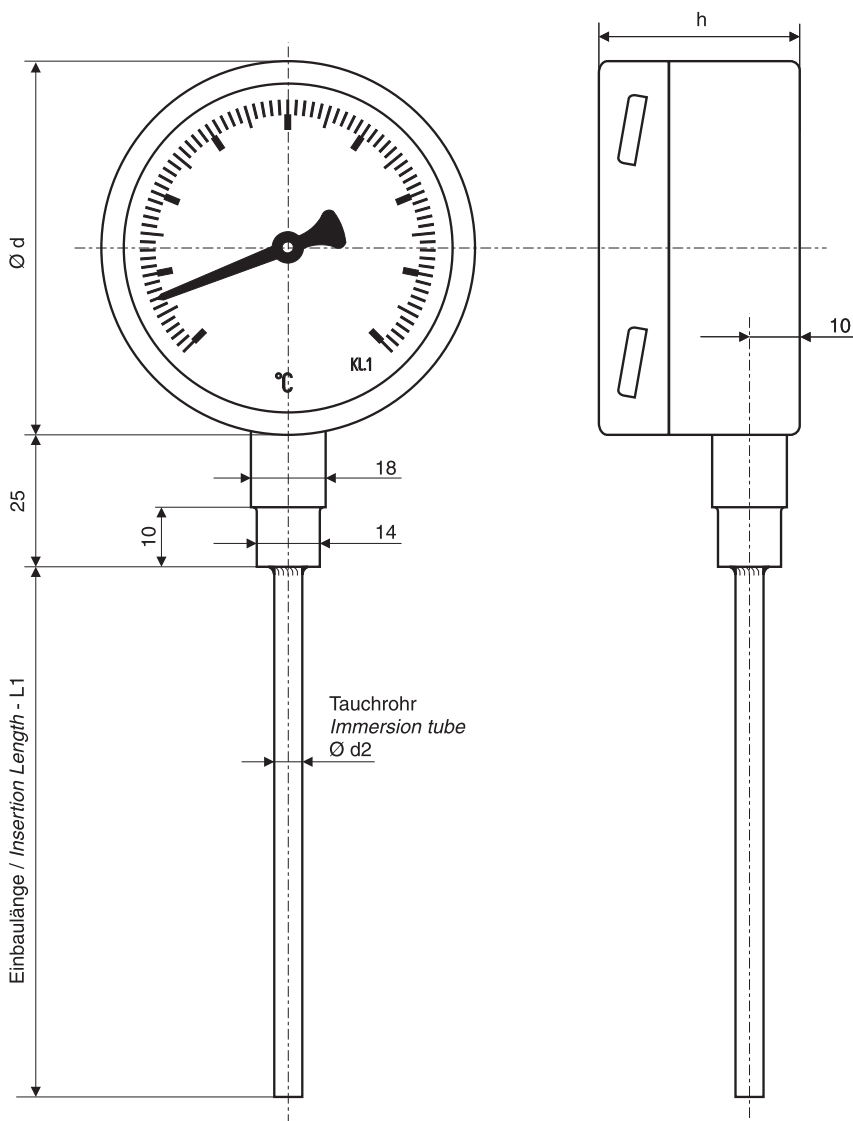
18.10



Case dimensions	
Ordering code	C
NG 63	3
NG 80	4
NG 100	5
NG 160	6

Scale ranges	
Ordering code	F G
- 40 ... + 40 °C	49
- 40 ... + 60 °C	50
- 30 ... + 50 °C	52
- 20 ... + 40 °C	53
- 20 ... + 60 °C	54
0 ... + 60 °C	58
0 ... + 80 °C	59
0 ... + 100 °C	60
0 ... + 120 °C	61
0 ... + 160 °C	62
0 ... + 200 °C	63
0 ... + 250 °C	64
0 ... + 300 °C	65
0 ... + 350 °C	66
0 ... + 400 °C	67
0 ... + 500 °C	68
Special range	99

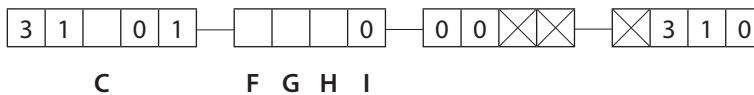
Additional equipment	
Ordering code	H I
Without	00
Marking pointer	50
Maximum pointer	60
Siliconeoil filled	70
Glycerinoil filled	80



### Ordering-code :

For ordering please fill out all empty digits in the order code on the right.

The code numbers for all free digits you find in the charts above.



### For ordering please declare in plain text :

Ø Stem (d<sub>2</sub>) :                      Insertion length (L<sub>1</sub>):                      Special - range (upon request):                      Protectiontube acc. to datasheet:

6mm    8mm                      ..... mm                      .....°C to ..... °C                      .....

10mm