

## Description

Precision bimetallic- thermometer in a case with rim-ring.  
Execution vertical according DIN EN 13190

## Accuracy

Class 1 according DIN EN 13190

## Temperature range

Scale ranges according to DIN EN 13190 see backpage  
(special scale ranges upon request)

## Case

Case with rim-ring stainless steel 1.4301 / AISI304  
Ingress protection IP 65 according to IEC 529  
Instrument glass window  
Nominal sizes 63, 80, 100 mm

## Pointer and dial

Aluminium dial varnished white / black lettering  
Aluminium pointer varnished black

## Process connection

Revolving external thread  
Wetted parts of stainless steel 1.4571 / AISI316Ti

## Standard options

- Oil- fillings for damping (250 °C scale range max.)
- Maximum- and marking pointer

## Additional options (upon request)

- Safety glass or polycarbonate window
- Dual scales °C/°F, customer specific scales
- Special materials for wetted parts



## Suggestions for installation of thermometers with revolving external thread

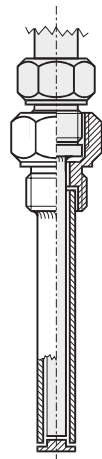
For further installation possibilities see chapter **protection tubes**

### Protection tube

screw-in type,  
fabricated

according to  
datasheet :

12.1  
12.0

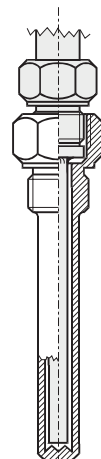


### Protection tube

screw-in type,  
solid drilled

according to  
datasheet :

12.1  
12.0

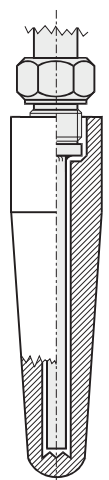


### Protection tube

weld-in type,  
solid drilled

according to  
datasheet :

11.1



# Bimetallic- thermometer

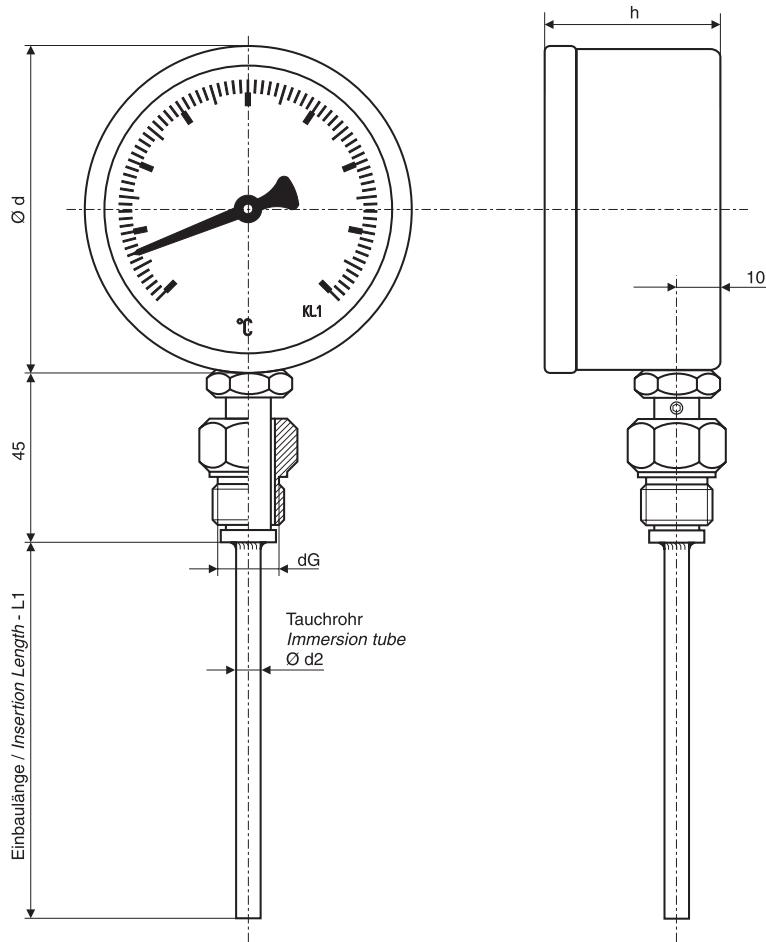
Case with rim-ring, with revolving external thread

# Datasheet 32.12

Bimetallic- thermometers

Case dimensions	
Ordering code	C
NG 63	3
NG 80	4
NG 100	5

Scale ranges	
Ordering code	F G
- 40 ... + 40 °C	49
- 40 ... + 60 °C	50
- 30 ... + 50 °C	52
- 20 ... + 40 °C	53
- 20 ... + 60 °C	54
0 ... + 60 °C	58
0 ... + 80 °C	59
0 ... + 100 °C	60
0 ... + 120 °C	61
0 ... + 160 °C	62
0 ... + 200 °C	63
0 ... + 250 °C	64
0 ... + 300 °C	65
0 ... + 350 °C	66
0 ... + 400 °C	67
0 ... + 500 °C	68
Special range	99



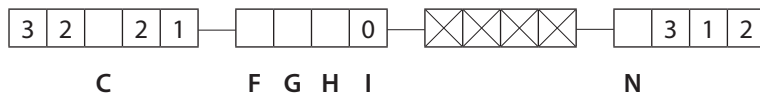
Additional equipment	
Ordering code	H I
Without	00
Marking pointer	50
Maximum pointer	60
Siliconeoil filled	70
Glycerinoil filled	80

Thread		
Ordering code	N	
G 1/2"	27 mm flats	1
G 3/4"	32 mm flats	2
G 1"	41 mm flats	3
M 18 x 1,5	24 mm flats	6
M 20 x 1,5	27 mm flats	7
M 24 x 1,5	32 mm flats	8
Special thread		9

### Ordering-code :

For ordering please fill out all empty digits in the order code on the right.

The code numbers for all free digits you find in the charts above.



### For ordering please declare in plain text :

Ø Stem (d<sub>2</sub>) :                      Insertion length (L<sub>1</sub>):                      Special - range (upon request):                      Protectiontube acc. to datasheet:

6mm    8mm                      ..... mm                      .....°C to ..... °C                      .....

10mm