

Description

Precision bimetallic- thermometer in a case with rim-ring.
Every angle type according DIN EN 13190

Accuracy

Class 1 according DIN EN 13190

Temperature range

Scale ranges according to DIN EN 13190 see backpage
(special scale ranges upon request)

Case

Case with rim-ring stainless steel 1.4301 / AISI304
Ingress protection IP 65 according to IEC 529
Instrument glass window
Nominal sizes 80, 100, 125 mm

Pointer and dial

Aluminium dial varnished white / black lettering
Aluminium pointer varnished black

Process connection


Revolving external thread
Wetted parts of stainless steel 1.4571 / AISI316Ti

Standard options

- Oil- fillings for damping (250 °C scale range max.)
- Maximum- and marking pointer

Additional options (upon request)

- Safety glass or polycarbonate window
- Dual scales °C/°F, customer specific scales
- Special materials for wetted parts



Suggestions for installation of thermometers with revolving external thread

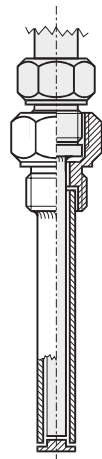
For further installation possibilities see chapter **protection tubes**

Protection tube

screw-in type,
fabricated

according to
datasheet :

12.1
12.0

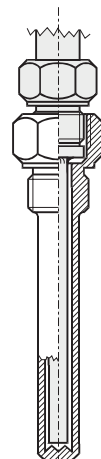


Protection tube

screw-in type,
solid drilled

according to
datasheet :

12.1
12.0

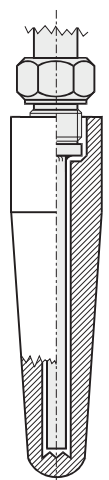


Protection tube

weld-in type,
solid drilled

according to
datasheet :

11.1



Bimetallic- thermometer

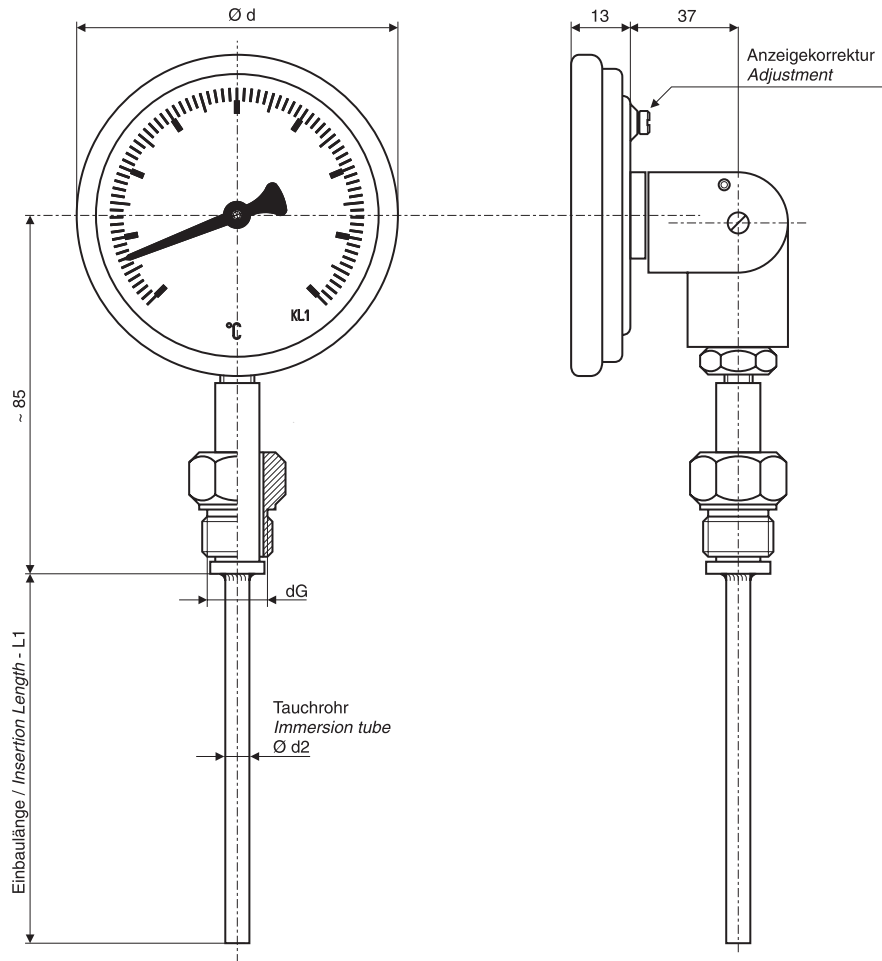
Datasheet 36.12

Case with rim-ring, with revolving external thread, every angle type

Bimetallic- thermometers

Case dimensions	
Ordering code	C
NG 80	4
NG 100	5
NG 125	7

Scale ranges	
Ordering code	F G
- 40 ... + 40 °C	4 9
- 40 ... + 60 °C	5 0
- 30 ... + 50 °C	5 2
- 20 ... + 40 °C	5 3
- 20 ... + 60 °C	5 4
0 ... + 60 °C	5 8
0 ... + 80 °C	5 9
0 ... + 100 °C	6 0
0 ... + 120 °C	6 1
0 ... + 160 °C	6 2
0 ... + 200 °C	6 3
0 ... + 250 °C	6 4
0 ... + 300 °C	6 5
0 ... + 350 °C	6 6
0 ... + 400 °C	6 7
0 ... + 500 °C	6 8
Special range	9 9



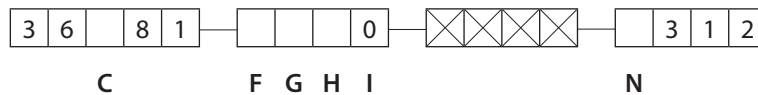
Additional equipment	
Ordering code	H I
Without	0 0
Marking pointer	5 0
Maximum pointer	6 0
Siliconeoil filled	7 0
Glycerinoil filled	8 0

Thread		
Ordering code	N	
G 1/2"	27 mm flats	1
G 3/4"	32 mm flats	2
G 1"	41 mm flats	3
M 18 x 1,5	24 mm flats	6
M 20 x 1,5	27 mm flats	7
M 24 x 1,5	32 mm flats	8
Special thread		9

Ordering-code :

For ordering please fill out all empty digits in the order code on the right.

The code numbers for all free digits you find in the charts above.



For ordering please declare in plain text :

Ø Stem (d₂) : Insertion length (L₁): Special - range (upon request): Protectiontube acc. to datasheet:

6mm 8mm mm °C to °C

10mm