

## Description

Precision gasexpansion- thermometer, case with rim-ring.  
Execution vertical according DIN EN 13190

## Accuracy

Class 1 according DIN EN 13190

## Temperature range

Scale ranges according to DIN EN 13190 see backpage  
(special scale ranges upon request)

## Case

Case with rim-ring stainless steel 1.4301 / AISI304  
Ingress protection IP 65 according to IEC 529  
Instrument glass window  
Nominal sizes 63, 80, 100 mm

## Pointer and dial

Aluminium dial varnished white / black lettering  
Aluminium pointer varnished black

## Process connection

Revolving female nut  
Wetted parts of stainless steel 1.4571 / AISI316Ti

## Standard options

- Oil- fillings for damping
- Maximum- and marking pointer

## Additional options (upon request)

- Safety glass or polycarbonate window for food industry
- Adjustable Pointer
- Dual scales °C/°F, customer specific scales
- Special materials for wetted parts



## Suggestions for installation of thermometers with revolving female nut

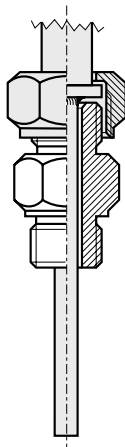
For further installation possibilities see chapter **protection tubes**

### Connector

for the installation in connections with internal threads

according to datasheet :

18.13

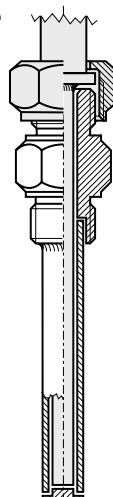


### Protection tube

screw-in type, fabricated

according to datasheet :

13.1

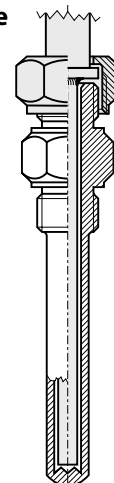


### Protection tube

screw-in type, solid drilled

according to datasheet :

13.1

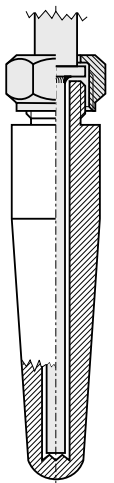


### Protection tube

weld-in type, solid drilled

according to datasheet :

11.0



Revision 2.0 - 10/2004

# Gasexpansion- thermometer

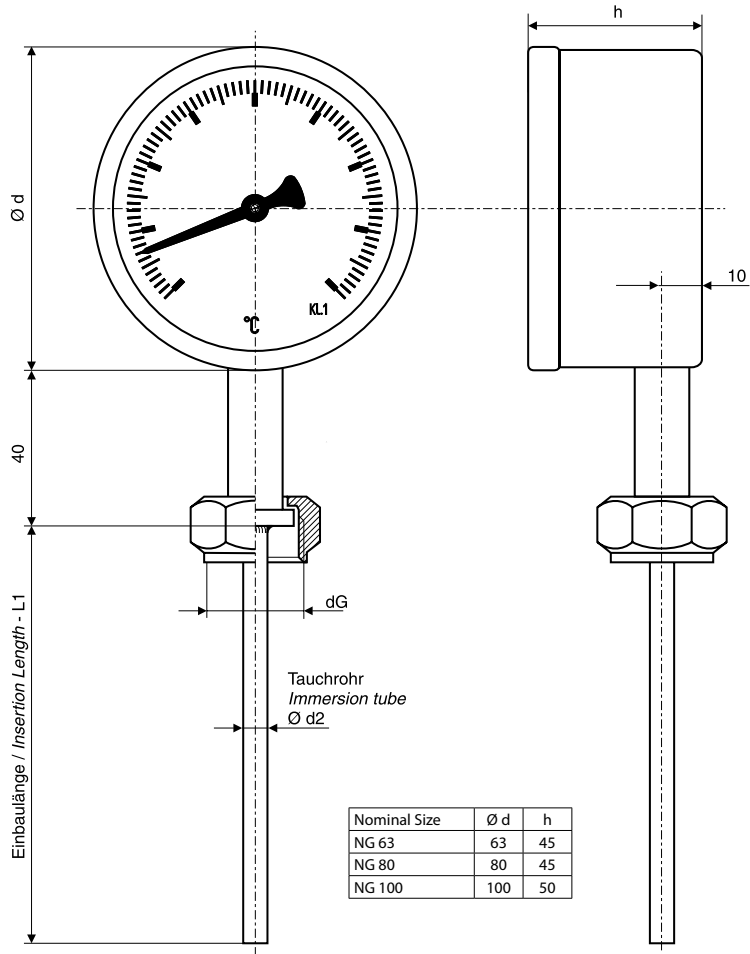
Case with rim-ring, with revolving female nut

# Datasheet 47.13

Gasexpansion- thermometers

Case dimensions	
Ordering code	C
NG 63	3
NG 80	4
NG 100	5

Scale ranges	
Ordering code	F G
- 40 ... + 40 °C	4 9
- 40 ... + 60 °C	5 0
- 30 ... + 50 °C	5 2
- 20 ... + 40 °C	5 3
- 20 ... + 60 °C	5 4
0 ... + 60 °C	5 8
0 ... + 80 °C	5 9
0 ... + 100 °C	6 0
0 ... + 120 °C	6 1
0 ... + 160 °C	6 2
0 ... + 200 °C	6 3
0 ... + 250 °C	6 4
0 ... + 300 °C	6 5
0 ... + 350 °C	6 6
0 ... + 400 °C	6 7
0 ... + 500 °C	6 8
0 ... + 600 °C	6 9
Special range	9 9



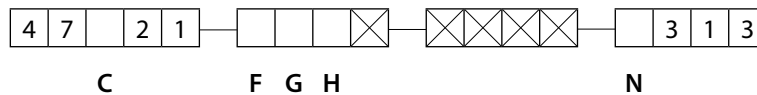
Additional equipment	
Ordering code	H
Without	0
Marking pointer	5
Maximum pointer	6
Siliconeoil filled	7
Glycerinoil filled	8

Thread		
Ordering code		N
G 1/2"	27 mm flats	1
G 3/4"	32 mm flats	2
G 1"	41 mm flats	3
M 18 x 1,5	24 mm flats	6
M 20 x 1,5	27 mm flats	7
M 24 x 1,5	32 mm flats	8
Special thread		9

## Ordering-code :

For ordering please fill out all empty digits in the order code on the right.

The code numbers for all free digits you find in the charts above.



## For ordering please declare in plain text :

Ø Stem (d<sub>2</sub>) :                      Insertion length (L<sub>1</sub>):                      Special - range (upon request):                      Protectiontube acc. to datasheet:

6mm    8mm                      ..... mm                      .....°C to ..... °C                      .....

10mm    12 mm