

Description

Precision gasexpansion- thermometer, case with rim-ring.
Every angle type according DIN EN 13190

Accuracy

Class 1 according DIN EN 13190

Temperature range

Scale ranges according to DIN EN 13190 see backpage
(special scale ranges upon request)

Case

Case with rim-ring stainless steel 1.4301 / AISI304
Ingress protection IP 65 according to IEC 529
Instrument glass window
Nominal sizes 63, 80, 100 mm

Pointer and dial

Aluminium dial varnished white / black lettering
Aluminium pointer varnished black

Process connection

Plain stem
Wetted parts of stainless steel 1.4571 / AISI316Ti

Standard options

- Oil- fillings for damping
- Maximum- and marking pointer

Additional options (upon request)

- Safety glass or polycarbonate window for food industry
- Adjustable Pointer
- Dual scales °C/°F, customer specific scales
- Special materials for wetted parts



Suggestions for installation of thermometers with plain stem

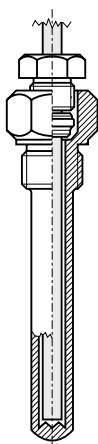
For further installation possibilities see chapter **protection tubes**

Protection tube

with integrated
compression
fitting

according to
datasheet :

15.10
16.10

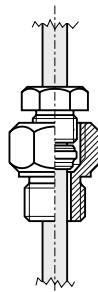


Compression fitting

screw-in
type

according to
datasheet :

18.10

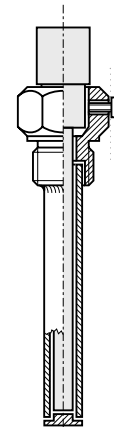


Protection tube

with lateral
attachment
screw

according to
datasheet :

16.16

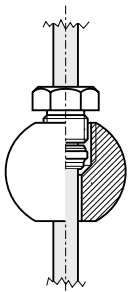


Compression fitting

weld-in type
for flexible
position

according to
datasheet :

18.10



Gasexpansion- thermometer

Case with rim-ring, with plain stem, every angle type

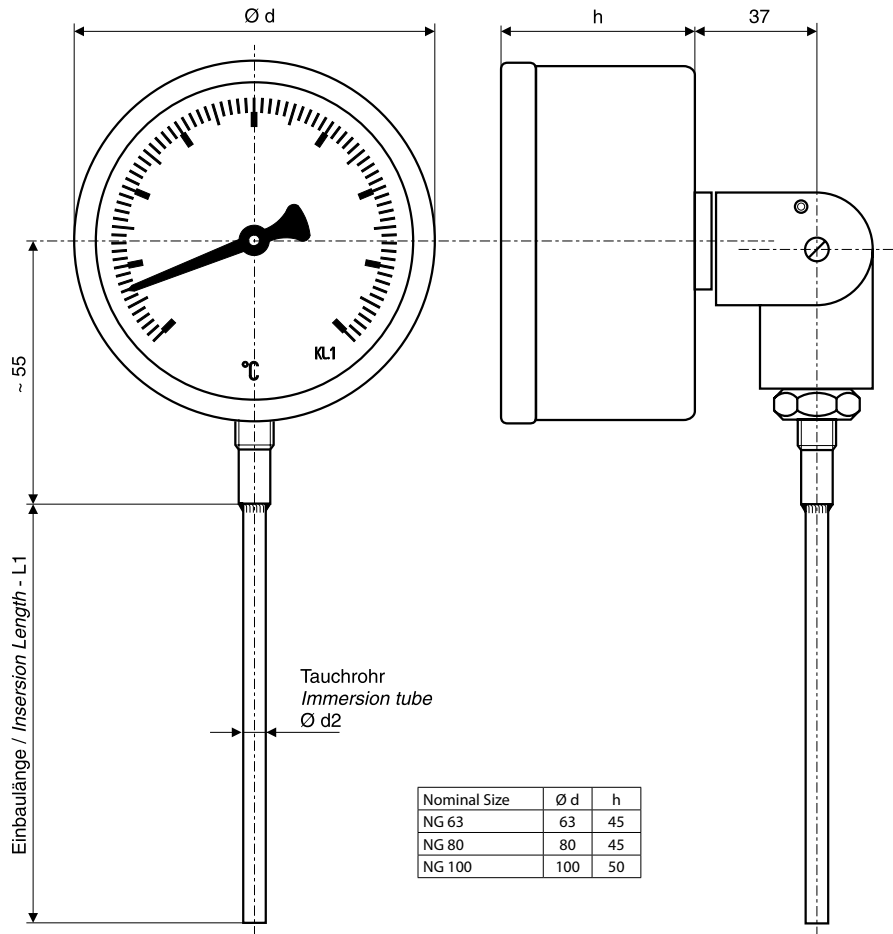
Datasheet 48.10

Gasexpansion- thermometers

Case dimensions	
Ordering code	C
NG 63	3
NG 80	4
NG 100	5

Scale ranges	
Ordering code	F G
- 40 ... + 40 °C	4 9
- 40 ... + 60 °C	5 0
- 30 ... + 50 °C	5 2
- 20 ... + 40 °C	5 3
- 20 ... + 60 °C	5 4
0 ... + 60 °C	5 8
0 ... + 80 °C	5 9
0 ... + 100 °C	6 0
0 ... + 120 °C	6 1
0 ... + 160 °C	6 2
0 ... + 200 °C	6 3
0 ... + 250 °C	6 4
0 ... + 300 °C	6 5
0 ... + 350 °C	6 6
0 ... + 400 °C	6 7
0 ... + 500 °C	6 8
0 ... + 600 °C	6 9
Special range	9 9

Additional equipment	
Ordering code	H
Without	0
Marking pointer	5
Maximum pointer	6
Siliconeoil filled	7
Glycerinoil filled	8

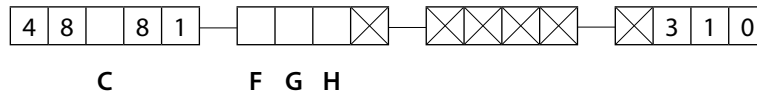


Nominal Size	Ø d	h
NG 63	63	45
NG 80	80	45
NG 100	100	50

Ordering-code :

For ordering please fill out all empty digits in the order code on the right.

The code numbers for all free digits you find in the charts above.



For ordering please declare in plain text :

Ø Stem (d ₂) :	Insertion length (L ₁):	Special - range (upon request):	Protectiontube acc. to datasheet:
<input type="checkbox"/> 6mm <input type="checkbox"/> 8mm mm°C to °C
<input type="checkbox"/> 10mm <input type="checkbox"/> 12 mm			