

Description

Precision gasexpansion- thermometer with bayonet bezel.
Execution with wall bracket acc. to DIN EN 13190

Accuracy

Class 1 according DIN EN 13190

Temperature range

Scale ranges according to DIN EN 13190 see backpage
(special scale ranges upon request)

Case

Case with bayonet bezel stainless steel 1.4301 / AISI304
Ingress protection IP 65 according to IEC 529
Instrument glass window
Nominal sizes 63, 80, 100, 160 mm

Capillary

Stainless steel 1.4571 / AISI316Ti
Stainless steel with plastic coat
Stainless steel with spiral protecting hose

Pointer and dial

Aluminium dial varnished white / black lettering
Aluminium pointer varnished black

Process connection


Plain stem
Wetted parts of stainless steel 1.4571 / AISI316Ti

Standard options

- Alarm contacts (NG100 and NG160 case only)
- Oil- fillings for damping
- Maximum- and marking pointer

Additional options (upon request)

- Safety glass or polycarbonate window for food industry
- Adjustable Pointer
- Dual scales °C/°F, customer specific scales
- Special materials for wetted parts



Suggestions for installation of thermometers with plain stem

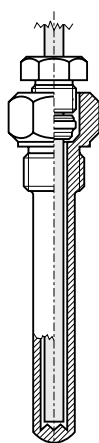
For further installation possibilities see chapter **protection tubes**

Protection tube

with integrated
compression
fitting

according to
datasheet :

15.10
16.10

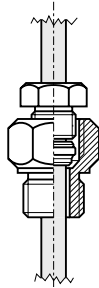


Compression fitting

screw-in
type

according to
datasheet :

18.10

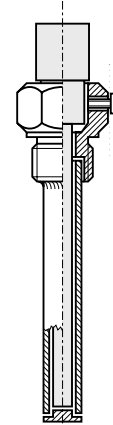


Protection tube

with lateral
attachment
screw

according to
datasheet :

16.16

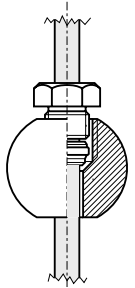


Compression fitting

weld-in type
for flexible
position

according to
datasheet :

18.10



Gasexpansion- thermometer

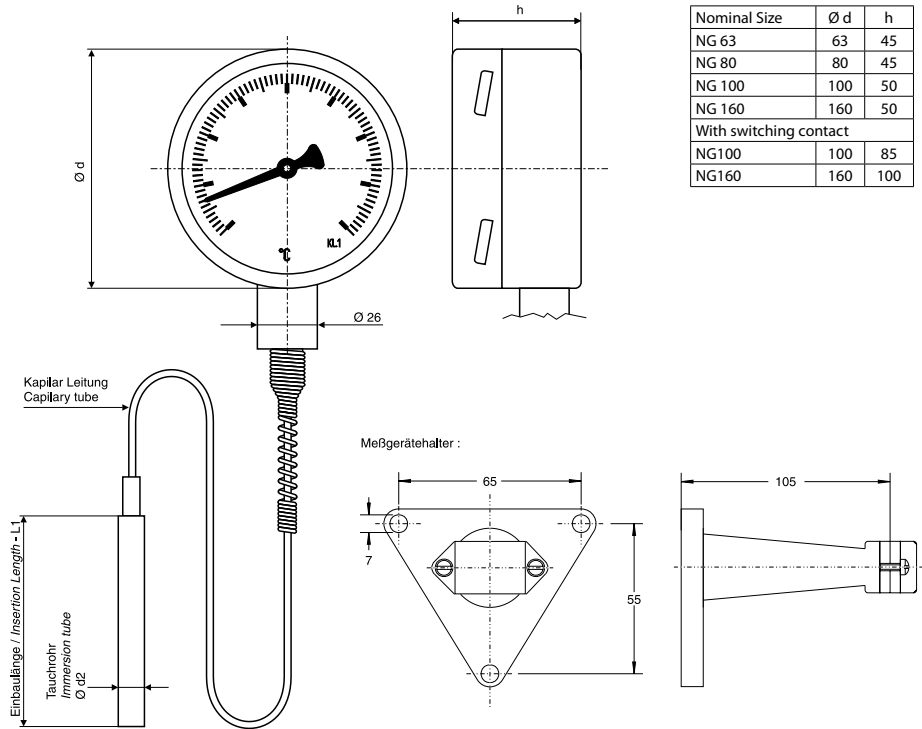
with wall bracket mounting, case with bayonet bezel, with plain stem

Datasheet 53.10

Gasexpansion- thermometers

Case dimension	
Ordering code	C
NG 63	3
NG 80	4
NG 100	5
NG 160	6

Scale ranges	
Ordering code	F G
- 40 ... + 40 °C	4 9
- 40 ... + 60 °C	5 0
- 30 ... + 50 °C	5 2
- 20 ... + 40 °C	5 3
- 20 ... + 60 °C	5 4
0 ... + 60 °C	5 8
0 ... + 80 °C	5 9
0 ... + 100 °C	6 0
0 ... + 120 °C	6 1
0 ... + 160 °C	6 2
0 ... + 200 °C	6 3
0 ... + 250 °C	6 4
0 ... + 300 °C	6 5
0 ... + 350 °C	6 6
0 ... + 400 °C	6 7
0 ... + 500 °C	6 8
0 ... + 600 °C	6 9
Special range	9 9



Nominal Size	Ø d	h
NG 63	63	45
NG 80	80	45
NG 100	100	50
NG 160	160	50
With switching contact		
NG100	100	85
NG160	160	100

Additional equipment	
Ordering code	H I
Without	0 0
Slow-acting contact	1 2
Contact magnetic system	2 2
Intrinsically safe contact	3 2
Electronic contact	4 2
Marking pointer	5 0
Maximum pointer	6 0
Siliconeoil filled	7 0
Glycerinoil filled	8 0

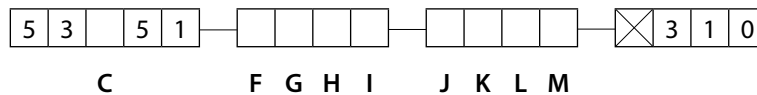
Connection function		
Ordering code	J K	
No contact	0 0	
single contact	Closing contact	X 1
	Opening contact	X 2
	Change over contact	X 3
double contact	2 × Closing contact	1 1
	2 × Opening contact	2 2
	1. Closing/ 2. Opening	1 2
	1. Opening/ 2. Closing	2 1

Capillary	
Ordering code	LM
Stainless steel	0 3
Stainless steel with PVC-coat	0 4
Stainless steel with spiral protecting hose	0 5

Ordering-code :

For ordering please fill out all empty digits in the order code on the right.

The code numbers for all free digits you find in the charts above.



For ordering please declare in plain language:

Ø Immersion tube (d_2): 6mm 8mm 10mm 12 mm Capillary length: m Special ranges (upon request) :°C to °C Insertion length (L_1) mm
 Protection tube acc. to datasheet: