

Description

Precision gasexpansion- thermometer with rim-ring.
Execution with back flange acc. to DIN EN 13190

Accuracy

Class 1 according DIN EN 13190

Temperature range

Scale ranges according to DIN EN 13190 see backpage
(special scale ranges upon request)

Case

Case with rim-ring stainless steel 1.4301 / AISI304
Ingress protection IP 65 according to IEC 529
Instrument glass window
Nominal sizes 63, 80, 100 mm

Capillary

Stainless steel 1.4571 / AISI316Ti
Stainless steel with plastic coat
Stainless steel with spiral protecting hose

Pointer and dial

Aluminium dial varnished white / black lettering
Aluminium pointer varnished black

Process connection


Revolving female nut
Wetted parts of stainless steel 1.4571 / AISI316Ti

Standard options

- Oil- fillings for damping
- Maximum- and marking pointer

Additional options (upon request)

- Safety glass or polycarbonate window for food industry
- Adjustable Pointer
- Dual scales °C/°F, customer specific scales
- Special materials for wetted parts



Suggestions for installation of thermometers with revolving female nut

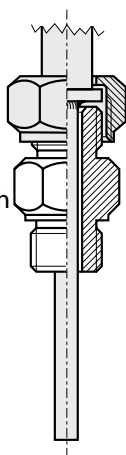
For further installation possibilities see chapter **protection tubes**

Connector

for the installation in connections with internal threads

according to datasheet :

18.13

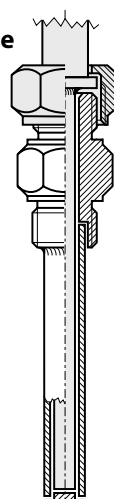


Protection tube

screw-in type, fabricated

according to datasheet :

13.1

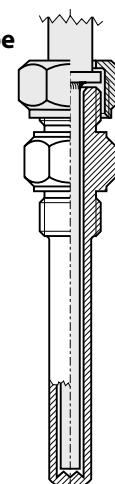


Protection tube

screw-in type, solid drilled

according to datasheet :

13.1

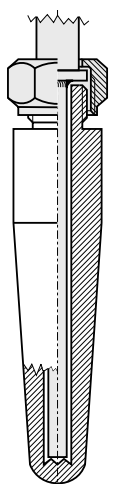


Protection tube

weld-in type, solid drilled

according to datasheet :

11.0



Revision 2.0 - 10/2004

Gasexpansion- thermometer

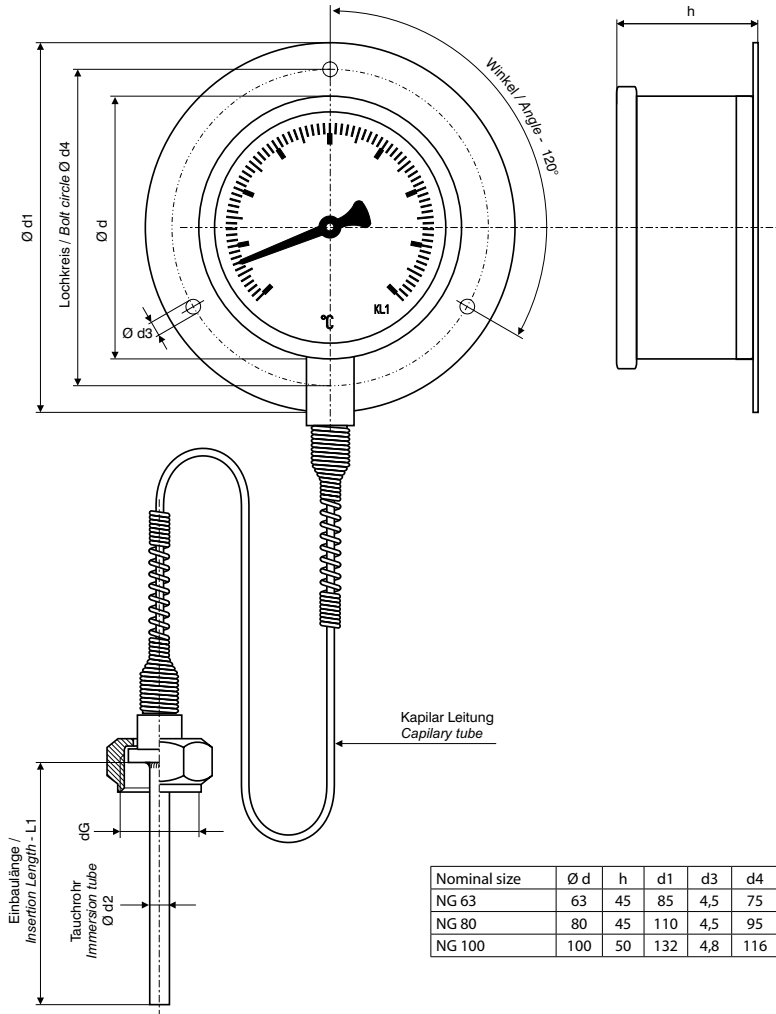
For surface mounting, case with rim-ring, with revolving female nut

Datasheet 55.13

Gasexpansion- thermometers

Case dimension	
Ordering code	C
NG 63	3
NG 80	4
NG 100	5

Scale ranges	
Ordering code	F G
- 40 ... + 40 °C	49
- 40 ... + 60 °C	50
- 30 ... + 50 °C	52
- 20 ... + 40 °C	53
- 20 ... + 60 °C	54
0 ... + 60 °C	58
0 ... + 80 °C	59
0 ... + 100 °C	60
0 ... + 120 °C	61
0 ... + 160 °C	62
0 ... + 200 °C	63
0 ... + 250 °C	64
0 ... + 300 °C	65
0 ... + 350 °C	66
0 ... + 400 °C	67
0 ... + 500 °C	68
0 ... + 600 °C	69
Special range	99



Additional equipment	
Ordering code	H
Without	0
Marking pointer	5
Maximum pointer	6
Siliconeoil filled	7
Glycerinoil filled	8

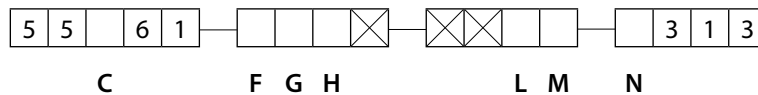
Capillary	
Ordering code	LM
Stainless steel	03
Stainless steel with PVC-coat	04
Stainless steel with spiral protecting hose	05

Thread		
Ordering code	N	
G 1/2"	27 mm flats	1
G 3/4"	32 mm flats	2
G 1"	41 mm flats	3
M 18 x 1,5	24 mm flats	6
M 20 x 1,5	27 mm flats	7
M 24 x 1,5	32 mm flats	8
Special thread		9

Ordering-code :

For ordering please fill out all empty digits in the order code on the right.

The code numbers for all free digits you find in the charts above.



For ordering please declare in plain language:

Ø Immersion tube (d₂): Capillary length: Special ranges (upon request) : Insertion length (L₁)
 6mm 8mm mm °C to °C mm
 10mm 12 mm Protection tube acc. to datasheet: